

# Arabesque

Design: Mouna & Silvio Russo



# Arabesque

Design: Mouna & Silvio Russo



## Tops:

- Wood tops are 1/4" thick.
- Clear glass conference table tops are 3/4" thick, with polished edges; maximum available size 96" x 54".
- Clear glass end table tops are 1/2" thick with polished edges.
- Leather-wrapped tops are 1/2" thick, with a bull-nose edge.
- Client can also specify their own top in stone or other material, for which Nienkämper would provide a sub-top.


## Edge:

Taper Edge (TE), Facet Edge (FE), Flowform edge (FF), Camber edge (CE).


## Vox® Forums:

Available where wire management is required, a laminate liner will be used in the bases to conceal wires. The liner can be a colorful contrast to enhance the Arabesque pattern, or a complimentary color to blend in.

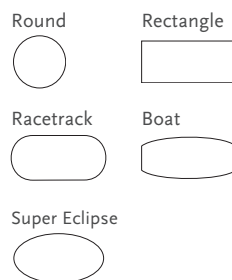
## Elliptical base



## Drum base



## Top Shapes:



## Arabesque Conference Table

### Round Shape

dia. 48"	H 28.5"
dia. 54"	H 28.5"
dia. 60"	H 28.5"

### Racetrack Shape

L 96"	D 42"	H 28.5"
L 96"	D 48"	H 28.5"
L 96"	D 54"	H 28.5"
L 120"	D 48"	H 28.5"
L 132"	D 48"	H 28.5"
L 144"	D 48"	H 28.5"
L 156"	D 48"	H 28.5"
L 168"	D 48"	H 28.5"
L 168"	D 54"	H 28.5"
L 180"	D 54"	H 28.5"
L 180"	D 60"	H 28.5"

## Arabesque End Table

### Square Side Table

(inset glass top)		
L 17"	D 17"	H 18.25"
L 24"	L 24"	H 18.25"

### Round Side Table

(inset glass top)	
dia. 23"	H 18.25"

### Square Coffee Table

(glass top overhangs base)		
L 36"	D 36"	H 18.25"
L 42"	D 42"	H 18.25"

### Round Coffee Table

(glass top overhangs base)	
dia. 36"	H 18.25"
dia. 42"	H 18.25"

